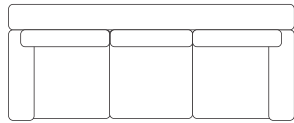


Your Leroy lounge suite is equipped with Bluetooth speakers and is capable of pairing multiple pieces together from a single audio source. The 3 and 2 Seater sofas both come with the remote control required to connect pieces together and control volume. If only a recliner is purchased, a separate remote control will need to be purchased to use the full speaker functionality. All included remote controls can operate any of the Leroy lounge pieces. Any extra remote controls can be kept as a spare.

One piece of your sofa pieces will act as a 'master' to broadcast audio to the other pieces in your lounge suite.

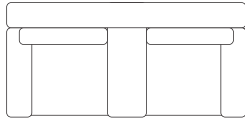
3 Seater Sofa



This piece has:

- ✓ Speakers
- ✓ Subwoofer
- ✓ Remote Control

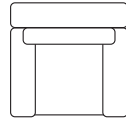
2 Seater Sofa



This piece has:

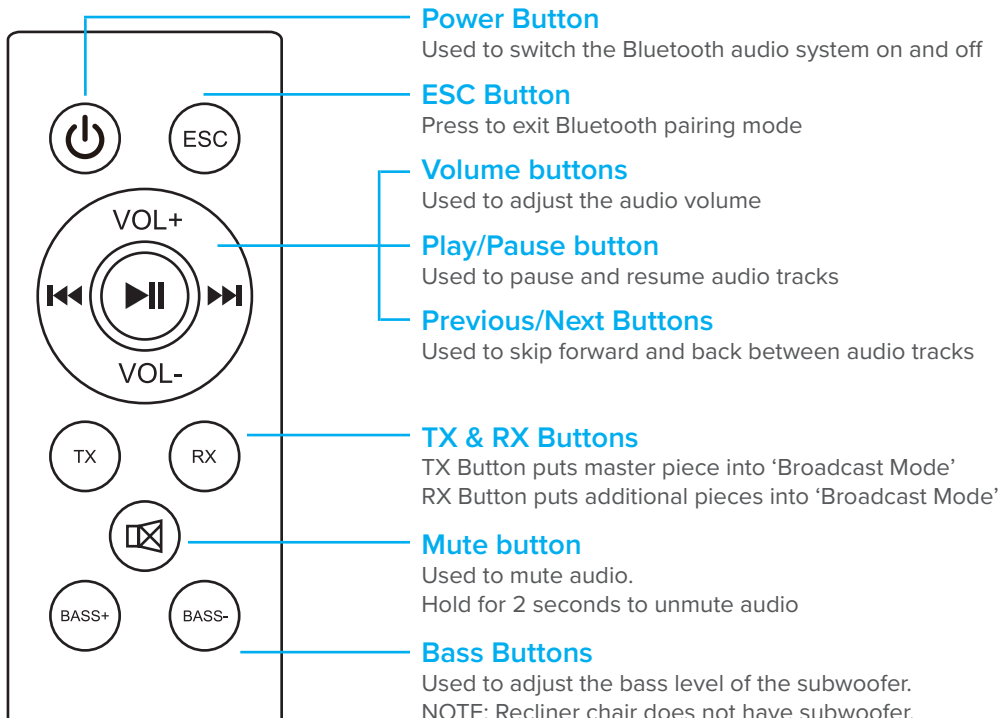
- ✓ Speakers
- ✓ Subwoofer
- ✓ Remote Control

Recliner Chair



This piece has:

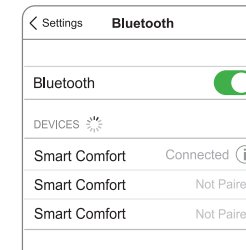
- ✓ Speakers
- ✗ Subwoofer
- ✗ Remote Control



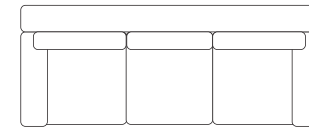
How To Setup and Link Your Leroy Bluetooth Sound System

1. Ensure all lounge suite pieces are powered on and the speaker should say "Power on". If not, switch the Bluetooth audio system on using the **power button** on the remote control. When Bluetooth is switched on, the speakers will say "Power on" followed by "Wait for pairing".
2. Search for Bluetooth devices on your music playing device. The Bluetooth name is "Smart Comfort" and one device will show for each Leroy piece you have. It can be useful to rename the Bluetooth devices on your music playing device once you have identified them.

Connect to a sofa or chair as your 'master'. It will say "Bluetooth connected" when paired.

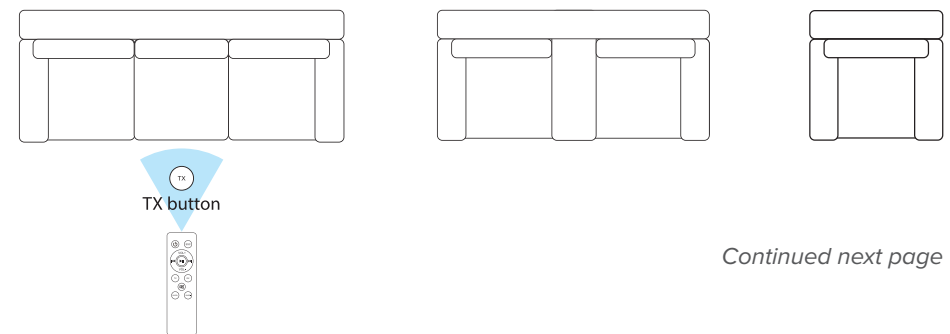


"Bluetooth connected!"



3. Put the first connected or 'master' lounge suite piece into **Broadcast Mode** by pointing the remote at it and pressing the **TX button**. The speakers will say "Broadcast Mode".

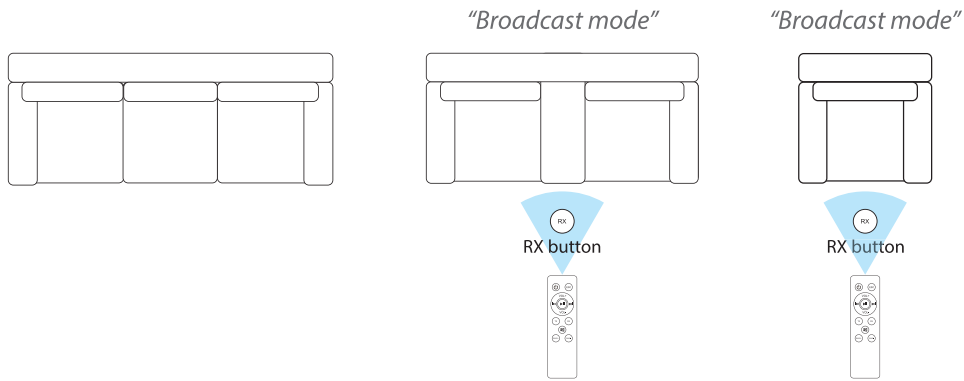
"Broadcast mode"



Continued next page

4. Put the second lounge suite piece into **Broadcast Mode**, this time using the **RX button**. The speakers will say *"Broadcast mode"*. By entering **Broadcast Mode** with the **RX button**, the next piece of the lounge suite will connect to and receive the audio signal from the first or 'master' lounge suite piece. Repeat this step for each additional piece of Leroy you have.

If you have just one piece (just one sofa, or just a recliner chair) you can simply connect directly from your music playing device.



5. Enjoy your music, movies or games with surround sound audio!

Your music playing device may automatically remember the Bluetooth connection with the "master" lounge suite piece and connect back up when powered on or in range. Subsequent lounge pieces will need to be manually reconnected using the previous steps.

